



Competition Flying

Andrew Williams
December 2017

WHO ARE THESE GUYS?



*“THE BEST PILOT IS THE
ONE HAVING THE
MOST FUN.”*

JOCKY

A BIT ABOUT ME



1st flight post CP



1st Comp Win



1st Doubts



1st PWC

Aug 2012

Oct 2017



FAMILY LIFE

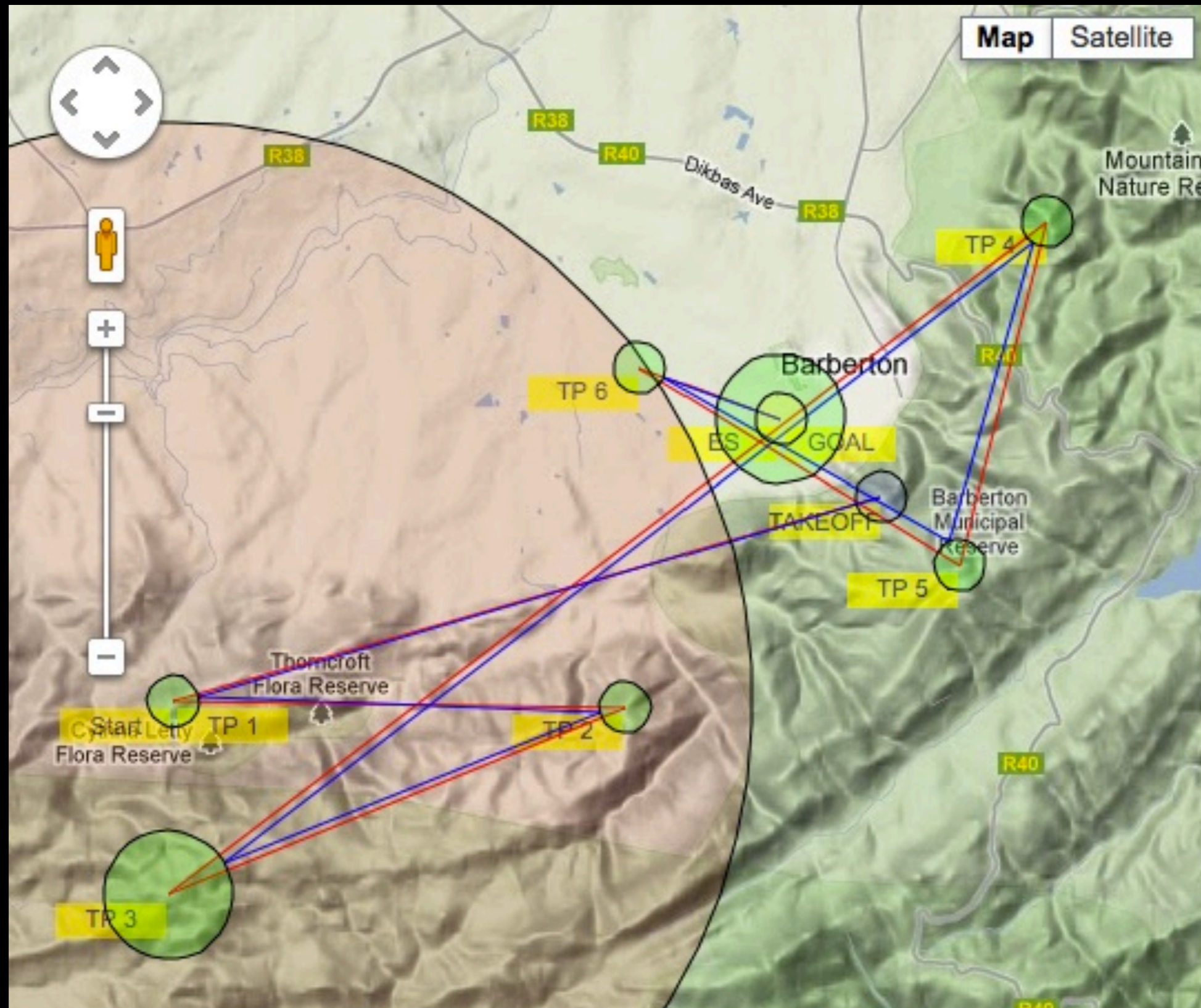


<https://www.youtube.com/watch?v=yVz6UJ-A-g8&t=15s>

THE BASICS

- START CYLINDER
- START TIME
- RACE TO GOAL / ELAPSED TIME
- WAY POINTS / CYLINDERS
- END OF SPEED SECTION
- GOAL CYLINDER / LINE
- DURATION

TASK VISUAL



SCORING SYSTEM

- CLASSES
- DISTANCE POINTS
- TIME POINTS
- LEAD OUT POINTS
- FTV (Fixed Total Validity)
- WPRS AWARDED - PILOT QUALITY /
COMPETITION QUALITY

TASK LEADERBOARD

Rank	ID	Name	Nation	Glider	Sponsor	Start	Finish	Time	Speed	Distance	Spd P	LO P	Dst P	Score
1	0073	Clement LATOUR	FRA	Ozone Enzo 3	SUPAIR FFVL	13:00:00	15:42:24	02:42:24	35.36	103.66	465.6	161.7	361.5	989
2	0066	Cristiano RICCI	BRA	Ozone EnZo 2	Nafar Academia / SMEL/ Black Bird	13:00:00	15:41:41	02:41:41	35.52	103.66	472.2	154.6	361.5	988
2	1117	Frank BROWN	BRA	Gin Boomerang 11	Gin Gliders-Landspride	13:00:00	15:41:32	02:41:32	35.55	103.66	473.8	152.4	361.5	988
2	1231	Kim HYEONG JOO	KOR	Gin Boomerang 11	Ginmania Korea	13:00:00	15:41:19	02:41:19	35.60	103.66	476.7	149.7	361.5	988
5	0108	Samuel NASCIMENTO	BRA	Gin Boomerang 11	Sol Sports - Piloto Safo - Nossa Forma	13:00:00	15:42:01	02:42:01	35.44	103.66	469.0	154.6	361.5	985
6	0093	Rafael SALADINI	BRA	Ozone Enzo 3		13:00:00	15:42:43	02:42:43	35.29	103.66	463.0	155.8	361.5	980
6	0322	Rafael MORAES BARROS	BRA	Ozone Enzo 3		13:00:00	15:42:18	02:42:18	35.38	103.66	466.5	152.1	361.5	980
8	0737	Clayton RESENDE	BRA	Ozone Enzo 3	UNIFOR- BASE1105- AIRBOYSTEAM- CVLBH	13:00:00	15:41:46	02:41:46	35.50	103.66	471.4	146.0	361.5	979
9	0021	Stephane DROUIN	FRA	Ozone Enzo 3	Conseil General 73/ PCHT/ 4eme Dimension/Syride	13:00:00	15:42:19	02:42:19	35.38	103.66	466.3	149.3	361.5	977
10	0276	Marcelo PRIETO	BRA	Ozone Enzo 3	Sol Paragliders	13:00:00	15:42:26	02:42:26	35.35	103.66	465.3	148.7	361.5	976
84	0221	Larry PINO	ESP	Ozone Zeno	Alfapilot	13:00:00	15:46:03	02:46:03	34.58	101.86	0.0	141.2	355.2	496
85	0285	Alexandre MALCHER	BRA	Gin Boomerang 11	www.parapentecrossecompeticao.blogspot.com	13:00:00				98.36	0.0	149.4	343.0	492
86	0348	Marcelo WICKERT	BRA	Ozone EnZo 2		13:00:00				98.52	0.0	147.6	343.6	491
87	0796	Khobi-jane BOWDEN	ZAF	UP Trango XC3 S	Cloudbase Paragliding, S.Africa	13:00:00	17:12:41	04:12:41	22.73	103.66	28.5	41.6	361.5	432
88	0327	Yoshimasa NAKAJIMA	JPN	Niviuk Icepeak 7		13:00:00				77.98	0.0	78.9	271.9	351

OVERALL LEADERS



AIR'G PRODUCTS - AIR VIUSA - ALAS DEL HOMBRE - CROSS COUNTRY MAGAZINE - FLYMASTER - GIN GLIDERS
JACK & JONES - KORTEK DESIGN - NEARBIRDS - OZONE - PARAPENTE MAG - PARASTICK - WIND - WOODY VALLEY

Pico do Gaviao (Comp-Open)

Paragliding World Cup 2017

Pico do Gaviao, Brazil

Task	Date	Distance
T4.1	Sun 03-Sep-17	83.5 km
T4.2	Mon 04-Sep-17	75.5 km
T4.3	Tue 05-Sep-17	87.4 km
T4.4	Wed 06-Sep-17	98.9 km
T4.5	Thu 07-Sep-17	107.7 km
T4.6	Fri 08-Sep-17	103.7 km
T4.7	Sat 09-Sep-17	79.4 km

Rank	ID	Name	Nation	Glider	Sponsor	T4.1	T4.2	T4.3	T4.4	T4.5	T4.6	T4.7	Score
1	0093	Rafael SALADINI	BRA	Ozone Enzo 3		960	982	942	993	991	980	248/944	5154
2	0040	Erico OLIVEIRA	BRA	Ozone Enzo 3	www.actionfly.com.br	959	990	865	993	992	963	247/940	5144
3	1117	Frank BROWN	BRA	Gin Boomerang 11	Gin Gliders-Landspride	944	984	231/889	986	989	988	869	5122
4	0276	Marcelo PRIETO	BRA	Ozone Enzo 3	Sol Paragliders	961	955	890	957	984	976	248/942	5081
5	0322	Rafael MORAES BARROS	BRA	Ozone Enzo 3		935	985	243/922	386	949	980	977	5069
6	0362	Andre RAINSFORD	ZAF	Gin Boomerang 11	Gin Gliders	961	974	239/949	939	995	933	893	5041
7	1231	Kim HYEONG JOO	KOR	Gin Boomerang 11	Ginmania Korea	909	235/949	1000	366	967	988	929	5028
8	0044	Yongtae AHN	KOR	Gin Boomerang 11	GIN GLIDER / yang pyeong P/G park koera	946	936	241/945	364	985	969	944	5021
9	0066	Cristiano RICCI	BRA	Ozone EnZo 2	Nafar Academia / SMEL/ Black Bird	957	963	242/944	921	430	988	937	5008
10	0711	Jacques FOURNIER	FRA	Ozone Enzo 3	Parateam, Woody Valley, Stodeus	918	963	868	937	958	975	244/929	4995
10	0737	Clayton RESENDE	BRA	Ozone Enzo 3	UNIFOR- BASE1105- AIRBOYSTEAM- CVLBH	955	967	927	181/740	986	979	418	4995
12	0108	Samuel NASCIMENTO	BRA	Gin Boomerang 11	Sol Sports - Piloto Safo - Nossa Forma	193/845	985	916	978	842	985	931	4988

AM I READY?

- Pilot level (BHPA system)
- IPPI 4 rated
- Comfortable on wing
- Comfortable flying in a gaggle
- Spent 2 or more consecutive hours in the air



HOW DO I START?

- TINTO EXAMPLE
- BP CUP / LAKES CHARITY CLASSIC
- CHABRE OPEN
- GIN WIDE OPEN / NAVITER OPEN
- BRITISH OPEN
- NORDICS / BELGIAN / FRENCH /
AUSTRIAN / GERMAN / SWISS / ITALIAN
- Pre-PWC

SET YOUR OWN TASK

Save

Turnpoint details

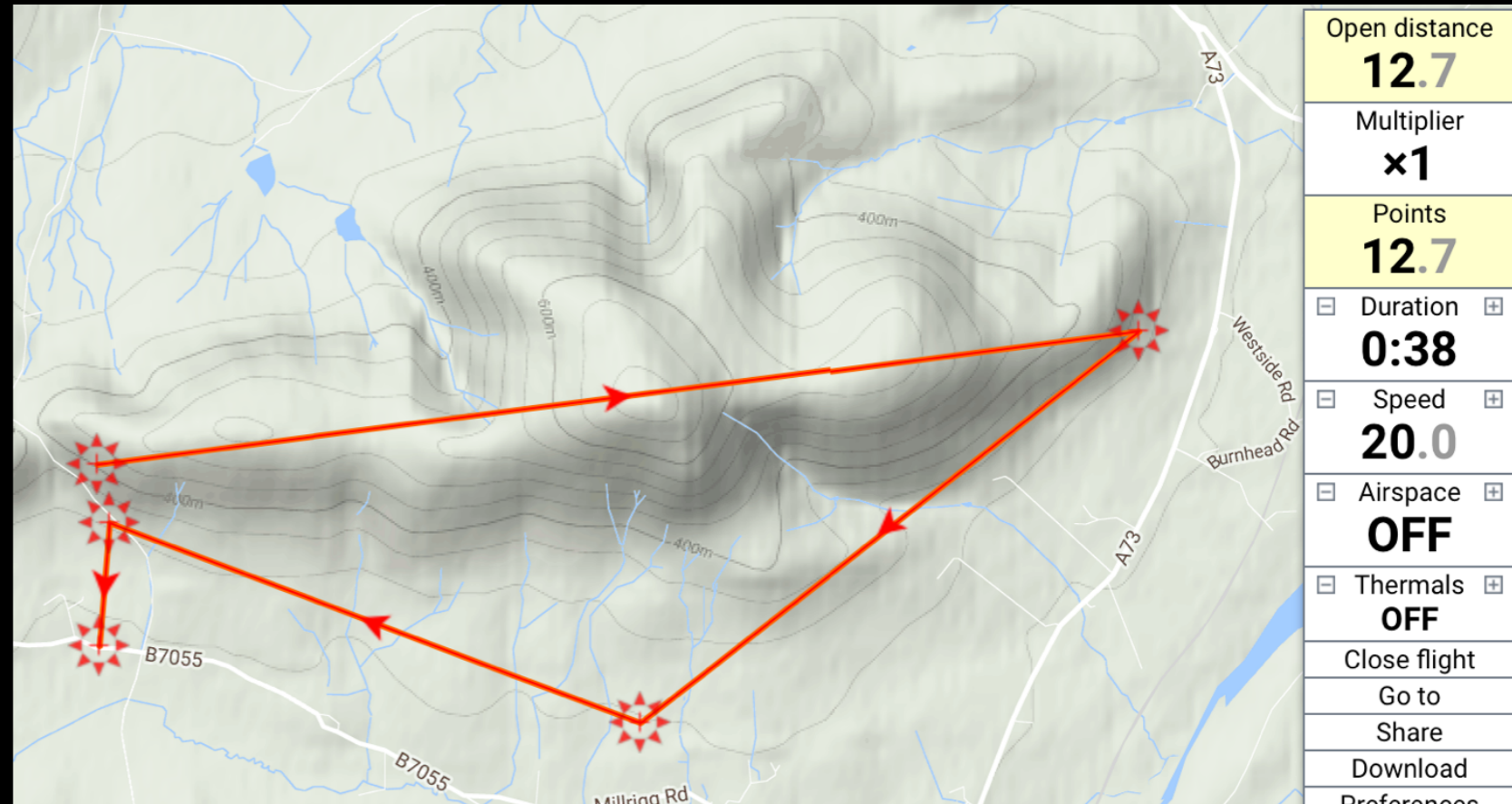
001	N55:35.318	W3:42.585	1334'
002	N55:35.703	W3:37.270	980'
003	N55:34.570	W3:39.818	915'
004	N55:35.148	W3:42.525	1065'
005	N55:34.794	W3:42.575	886'

Download

Format:

Route name:

Waypoint prefix:



ROAD TO THE TOP

- WPRS POINTS and PWCA LETTERS
- BPRA
- COUNTRY LEVELS
- QUALIFY FOR PWC ROUND
- QUALIFY FOR SUPERFINAL
- BRITISH TEAM SELECTION
- WORLD CHAMPION / EUROPEAN CHAMPION / SUPERFINAL CHAMPION

NATIONS & LETTERS

9. The nation rating table is given in Table A-3.

	Level	PWCA	# PWCA	FAI WC	# FAI WC	Nation Score
Switzerland	1	6	3	13	3	20
Germany	1	13	3	20	3	37
France	2	5	3	68	3	64
Spain	2	13	3	52	3	64
Slovenia	2	19	3	44	3	67
Italy	2	13	3	58	3	68
Austria	2	60	3	33	3	125
Brazil	2	7	3	146	3	130
United Kingdom	3	38	3	130	3	168
Japan	3	39	3	132	3	171
Poland	3	69	3	127	3	216
South Africa	3	58	3	152	3	218
Argentina	3	33	3	227	3	239
Czech Republic	3	95	3	110	3	244
Venezuela	3	120	3	86	3	266
Turkey	3	39	3	447	0	278

A.2.4 Qualification Letter Table

The Qualification Letter Table shows the achieved level. It is given in Table A-4.

Ranking /Level	1	2	3	4-5	6-7	8-10	11-15	16-20	21-25	26-30
Super Final 2016	A	A	A	A	B	B	B	C	C	C
Female SF 2016	A	B	C	D	E	F	X	X	X	X
1	A	A	A	A	B	C	D	E	F	G
2	A	A	A	B	C	D	E	F	G	H
3	A	A	B	C	D	E	F	G	H	I
4	A	B	C	D	E	F	G	H	I	J

Home » Julian Robinson » Julian Robinson's results declaration

Julian Robinson's results declaration

View Ads **Result declaration** Signups Receipts Results

Current qualification letters for this pilot : AC

- results can only be declared by the pilot itself

2016

Link	Event	Position	Devaluated Letter
🔍	2016 World Cup Superfinal - Brazil ::: Governador Valadares	26	C
🔍	2016 World Cup - France ::: St André les Alpes	42	I
🔍	2016 British Open - Manteigas (Portugal)	2	A
🔍	2016 World Cup - Portugal ::: Serra da Estrela	26	F



Position	Name	Score	Best	Rank
1	✓ Idris Birch	320.8	97.9	17
2	✓ Guy Anderson	293.8	102.6	27
3	✓ Russell Ogden	240.0	104.4	69
4	✓ Juan Sebastian Ospina Restrepo	285.2	87.6	31
5	✓ Julian Robinson	248.0	80.5	63
6	✓ Brendan Reid	201.6	61.4	112
7	✓ Mark Watts	112.9	60.0	346
8	✓ Malin Lobb	182.3	58.7	150
9	✓ Luke Nicol	72.4	57.2	575
10	✓ Craig Morgan	56.9	54.5	750
11	✓ Theo Warden	136.3	53.8	255
12	✓ Emile Van Wyk	61.8	52.7	689
13	✓ Richard Butterworth	132.6	51.8	269
14	✓ Remi Pickett	89.5	50.4	457
15	✓ Ceri Brown	114.4	49.8	337
16	✓ Harry Bloxham	157.0	49.1	197
17	✓ Alex Coltman	133.9	47.1	262
18	✓ Andrew Williams	134.0	45.9	260
19	✓ Steve Bramfitt	108.8	44.6	363
20	✓ Martin Long	112.4	35.1	347

GETTING GOOD

BANDWIDTH

- KNOW YOUR KIT
- GROUND HANDLING
- SIV / PILOTAGE
- STAY IN THE AIR FOR 4 HOURS
- TOP OF THE STACK
- OUT GLIDE YOUR FRIENDS
- FLY TASKS WITH FRIENDS - DEBRIEF!
- USE THE BAR

TYPICAL DAY

- Get up too early
- Go listen to the meet director
- Pick up your crappy sandwiches
- Battle for the bus
- Wait on launch
- Program the task
- Queue (fight) for trackers
- Fight for a spot to take off or queue in the heat
- Airprox avoidance and cloud flying for up to 1.5 hours prior to the start
- Fly the task (the good bit)
- Get to goal (the great bit)
- Pack your bag
- Battle for the bus (again)
- Drive back to HQ (may take longer than the flight to goal)
- Pick up stragglers
- Download instruments
- Get something to eat
- Sleep
- Repeat

PWCVIDEO

<https://vimeo.com/240466835>

TASK BOARD

SAFETY
 - RADIO: Mandatory Level 1, No Talking Level 2, Level 3
 - AT LANDING: Mushroom your glider = 26 ok!
 - Send a SMS 324 721735 5238837

REPORT BACK ALL PILOTS
 - AT HQ Personally!

PARAGLIDING WORLD CUP

TYPE **RACE** TASK **1**

TAKE OFF **D01** ALTITUDE: 1130m DATE **July 18th**

START **15 km around 1ST TURNPOINT** WINDOW OPEN CLOSE +2:00
 AT: +1:30 AFTER WINDOW OPENS DEADLINE **18:00**

TURNPOINTS

B23 FARMER (27 km from TO) RADIUS: 400m

B16 5 KM RADIUS!

B07 TIME: 3 km GOAL: 1 km

TOTAL DISTANCE **94.9 km (Garmin)**

SAFETY FREQUENCY = Meet Frequency **151.925** (mandatory in flight)

REPORT BACK & RETRIEVAL
 SMS + **509 421 1349 (AT+T)**
 RADIO **151.955**
 TELEPHONE

Pilots must report back maximum 0:20 after landing
 All pilots, flying or not flying, must report back to:
 TAKE OFF - GOAL (HO) - RETRIEVE BUS - SMS - TELEPHONE - RADIO

TEAMS (World Cup Partners)
 MAKE YOUR TEAMS!
 GIN - OZONE - SWING - UP -
 NIV - KORTEL - etc....

- Program your instrument
- Look at the route and discuss with team members
- Forget your plan and follow the gaggle

THE START



- Get in the air early
- Get high
- Get in position

PIMPING



- 3–4 wings 100m in–front, lower and spread out
- Brakes parked, arms folded
- **NO DECISIONS**
- Warning! Don't stay too much back

WHEN TO PUSH

- Thermal ahead
- On the ridge
- Sinking Air
- Convergence
- Final Glide



BOMBING OUT

- Don't do it!
- Switch modes
- Stick with zeros
- Sunshine
- Birds, gliders, trees moving
- Check the wind direction
- Find a friend



GOAL



<https://vimeo.com/178859963>

INSTRUMENTS

- RELIABLE
- EASY TO USE
- REDUNDANCY
- MOVING MAP
- MY DECK - FLYMASTER LIVE, XC TRACK, XC TRACER

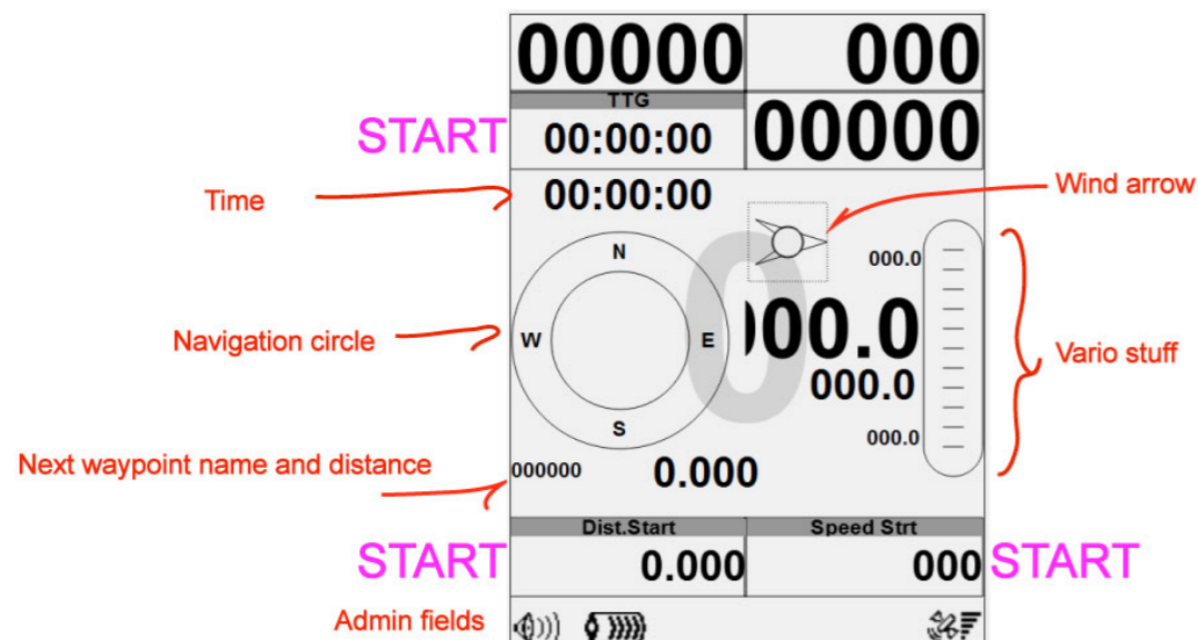
FLYMASTER DISPLAY

The five key pieces of information you really need and in order of importance are:

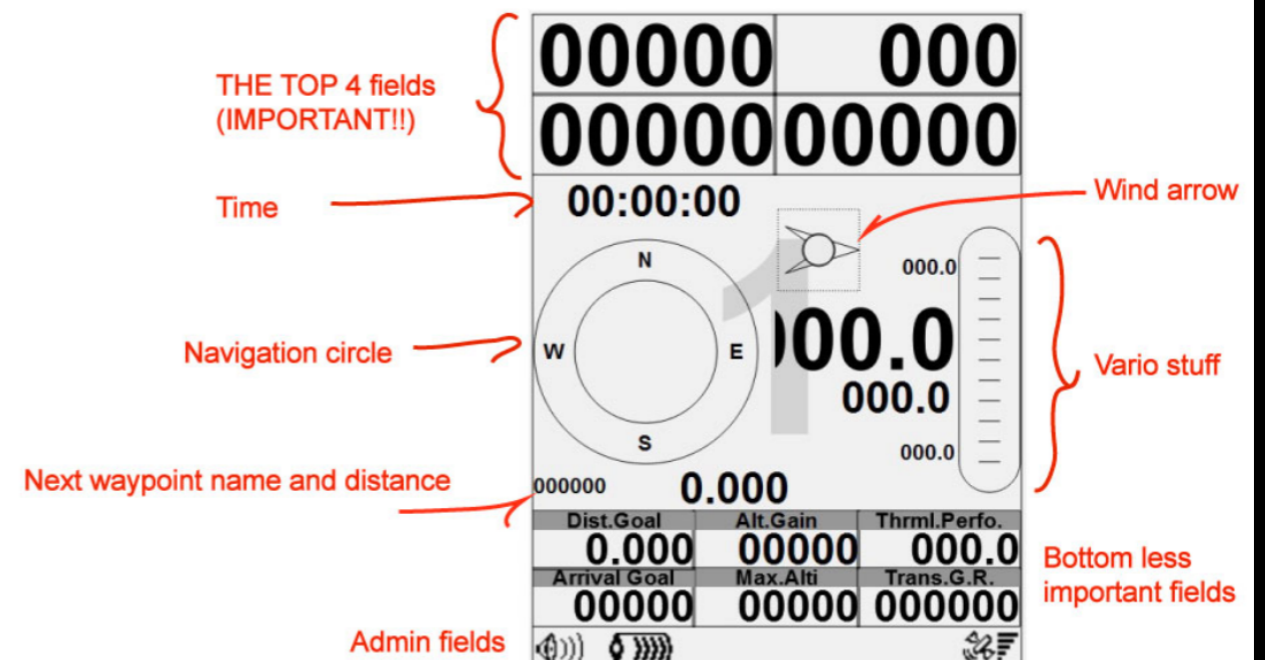
1. An arrow to the next turn-point (competitions or other planned flights)
2. ground speed ("speed")
3. glide angle (or glide ratio or L/D)
4. climb rate, and
5. altitude

- WIND SPEED AND DIRECTION
- GLIDE RATIO TO GOAL
- DISTANCE TO EDGE OF TURNPOINT
- THERMAL ASSISTANT

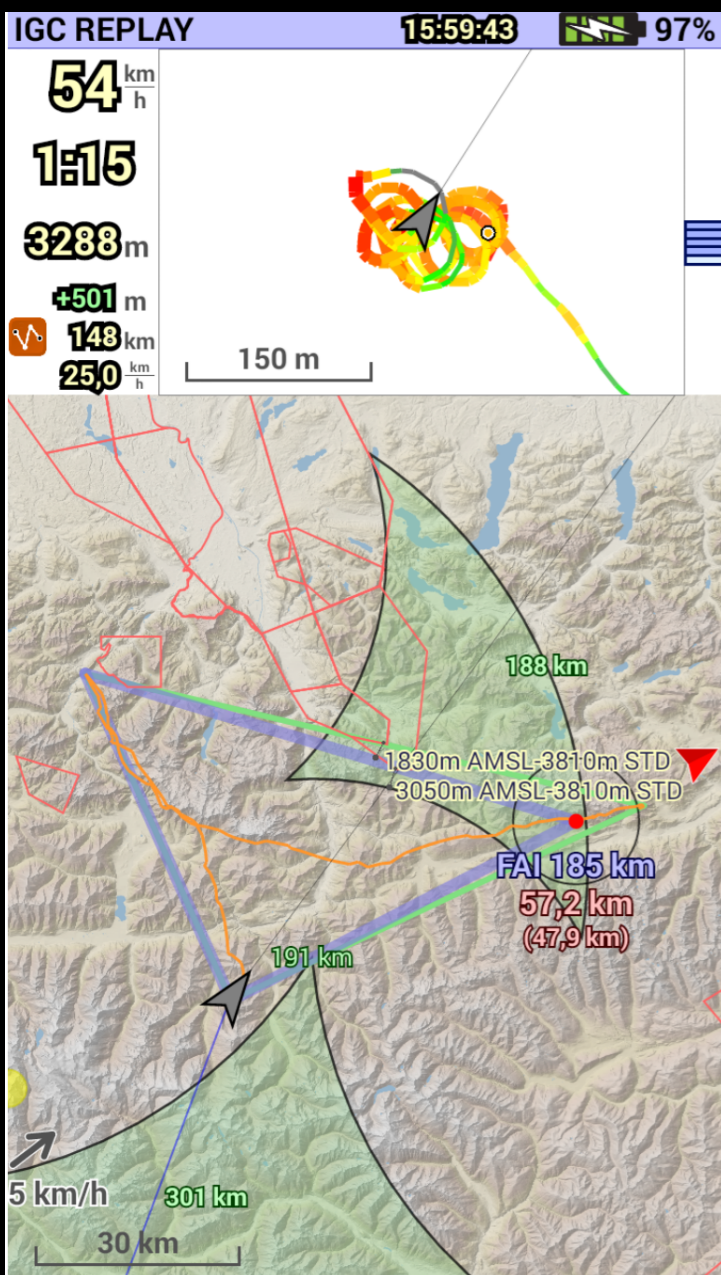
My START Page



My GOAL Page

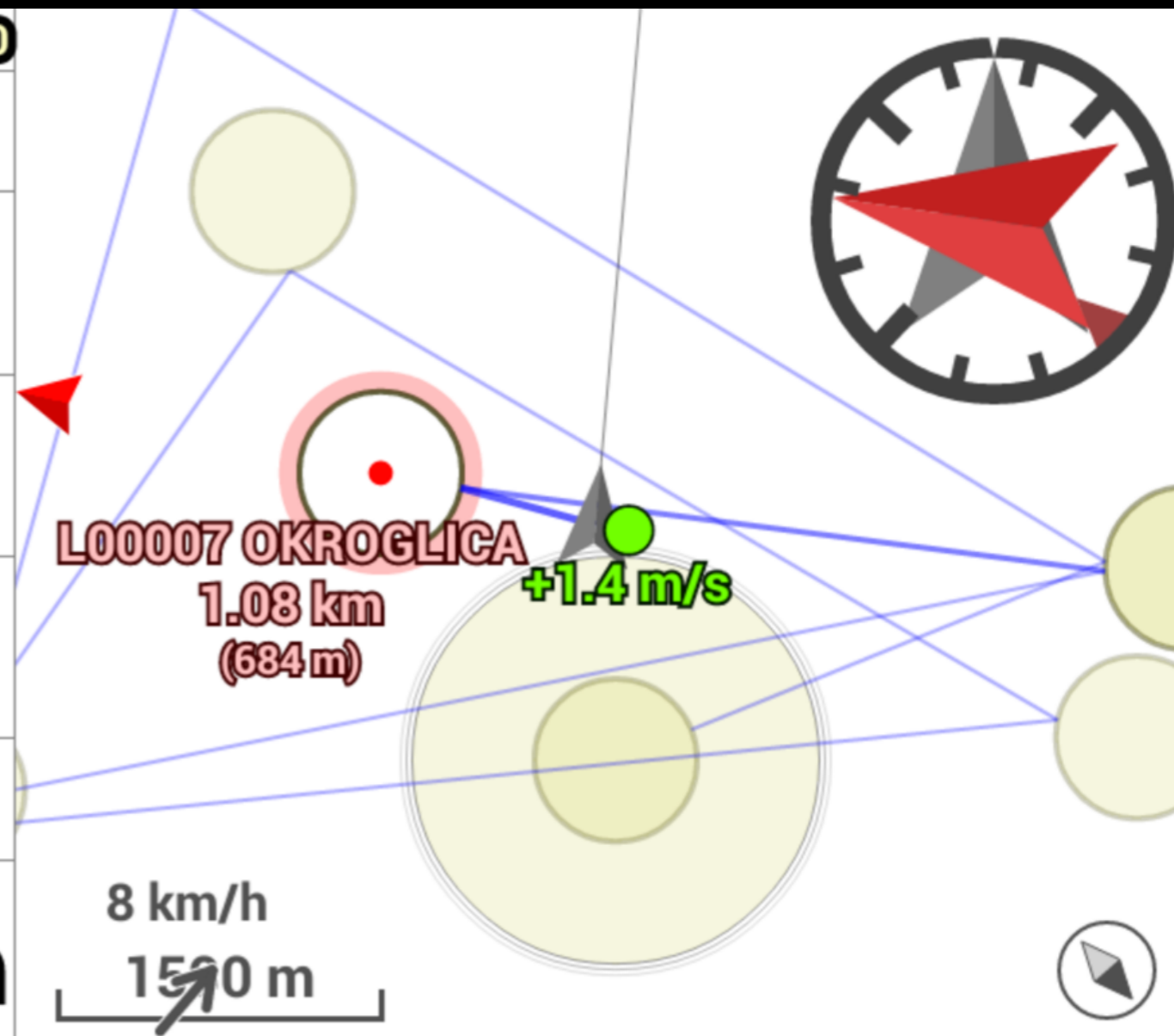


MAPPING & VISUALISATION



IGC REPLAY 71% 14:42:10

-0.2	
+767m	Bearing 227°
Altitude 2099	Speed 52
Distance Next 1.08 km (684 m)	Speed to start 2.3 km/h
Glide to goal 1:17.8	1:
Distance to goal 35.9 km	Altitude over goal -2022m



GOOD

- Friends from all over - common love
- New places - adventure
- Retrieves - safety/tracking
- Progression - skill level - see what's possible - pushes your bump tolerance
- Achievement - beer in goal field

BAD

- \$\$\$\$\$
- Waste of a great XC day
- Waste of a non-flyable day
- Crap sandwiches
- Types of wing



UGLY

- RISK
- COMPETITIVE
- RED MIST



THE LIGHT

- CHOICE
- SENSE CHECK
- BIG PICTURE
- TRAINING



THE FUTURE?

- XC League
- British Open
- Tracking
- Live footage
- Olympics

